

Supplementary article data

Palacos compared to Palamed bone cement in total hip replacement: a randomized controlled trial

RSA migration similar at 10-year follow-up

Joris E MEINARDI¹, Edward R VALSTAR^{1,2}, Paul VAN DER VOORT¹, Bart L KAPTEIN¹, Marta FIOCCO^{3,4}, and Rob G H H NELISSEN¹

¹ Department of Orthopaedics, Leiden University Medical Center (LUMC), Leiden; ² Department of Biomechanical Engineering, Faculty of Mechanical, Maritime, and Materials Engineering, Delft University of Technology, Delft; ³ Department of Medical Statistics and Bioinformatics, Leiden University Medical Center (LUMC), Leiden; ⁴ Mathematical Institute, Leiden University, Leiden, the Netherlands.

Correspondence: j.e.meinardi@lumc.nl

Submitted 2015-08-17. Accepted 2016-04-19.

Table 4. Mean (SD) Harris hip score per follow-up interval

Follow-up	Palacos mean (SD)	Palamed mean (SD)	p-value
Preoperatively	40 (12)	46 (17)	0.3
6 weeks	76 (10)	77 (10)	0.7
1 year	85 (9)	82 (13)	0.5
5 years	77 (19)	79 (13)	0.7
10 years	80 (16)	83 (28)	0.9

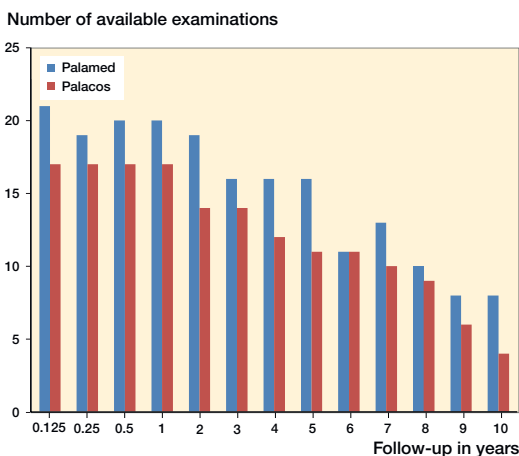


Figure 1. Number of usable RSA examinations per group and follow-up interval.

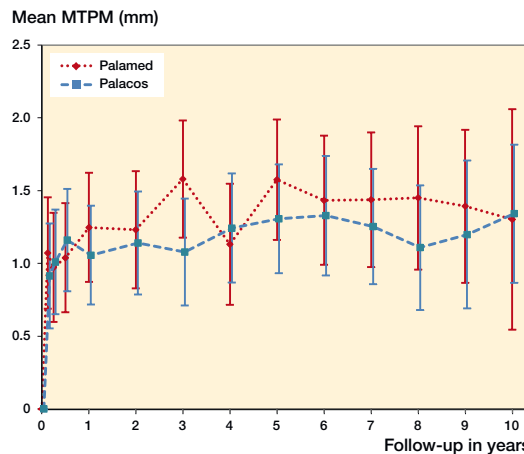


Figure 2. Mean MTPM (in mm) per group with 95% CI of the estimated marginal means per follow-up interval.

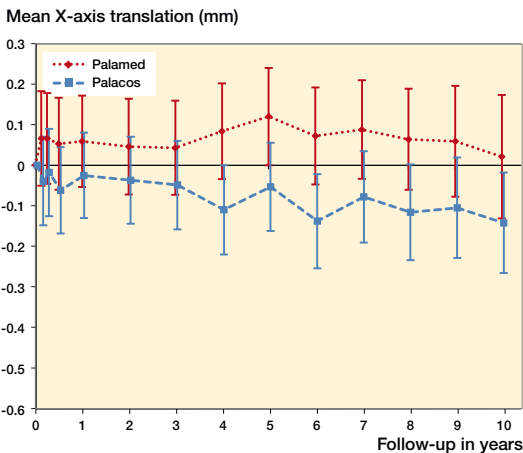


Figure 3. Mean mediolateral (Tx) translation in mm per group with 95% CI of the estimated marginal means per follow-up interval.

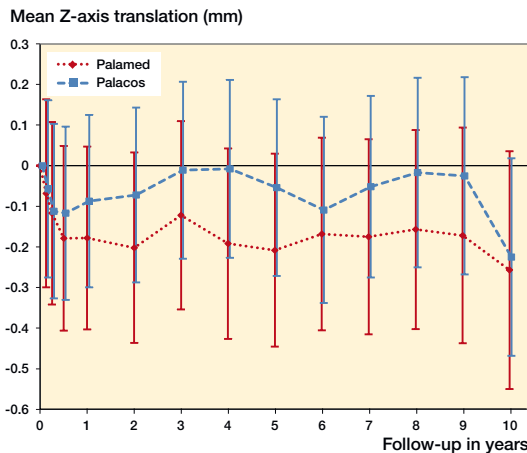


Figure 5. Mean anteroposterior (Tz) translation in mm per group with 95% CI of the estimated marginal means per follow-up interval.

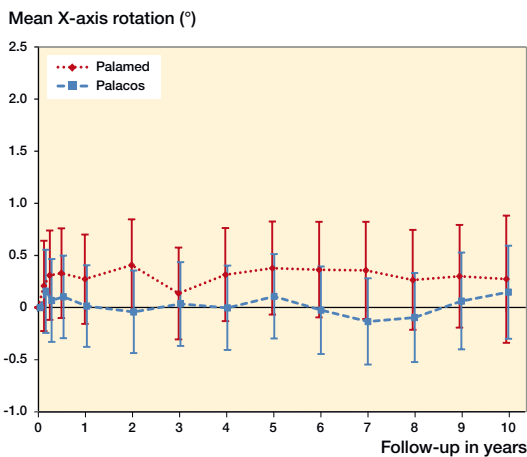


Figure 6. Mean flexion-extension rotation (Rx in °) per group with 95% CI of the estimated marginal means per follow-up interval.

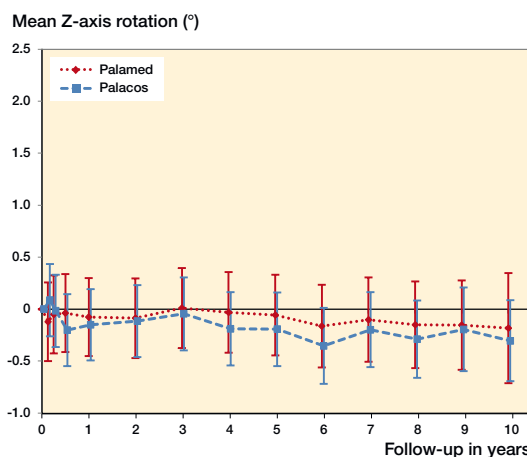


Figure 8. Mean mediolateral rotation (Rz in °) per group with 95% CI of the estimated marginal means per follow-up interval.